



The XLERANT NewsPak - December 2018



Our Blog

Centralized or decentralized headcount planning?

For organizations who have embraced a "decentralized" approach to budgeting, it might seem like that philosophy would naturally extend to every aspect of your budgeting process. Yet, even in organizations that embrace a decentralized approach to budgeting - there's a good chance that personnel budgeting and headcount planning are centralized activities managed by the finance team and senior management.

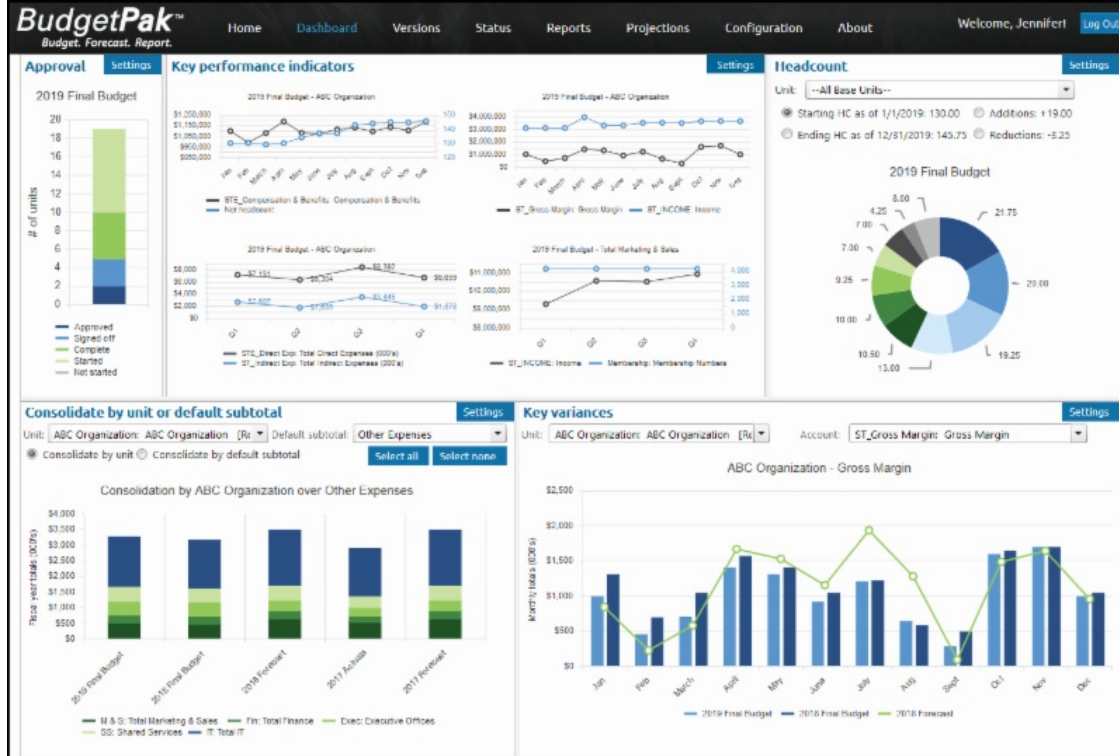


What's so different about headcount planning that makes it such a common exception to the decentralized rule? We've asked our senior finance leaders across multiple industries - and it seems to boil down to three key concerns - Culture, Confidentiality & Challenges of Execution. [Want to read more?](#)

Did you know?

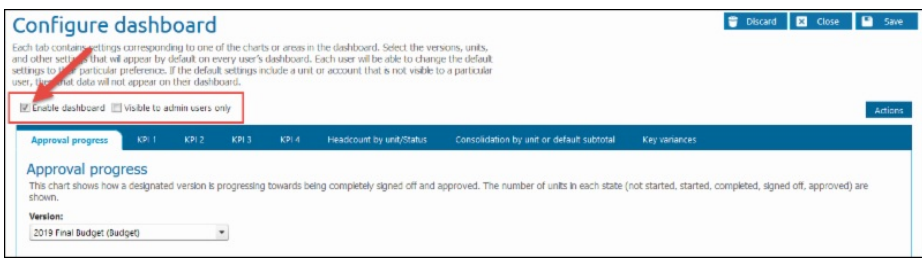
How do I set up dashboards?

The BudgetPak dashboard provide budget holders, managers and administrators an at-a-glance view of key values, metrics and indicators.

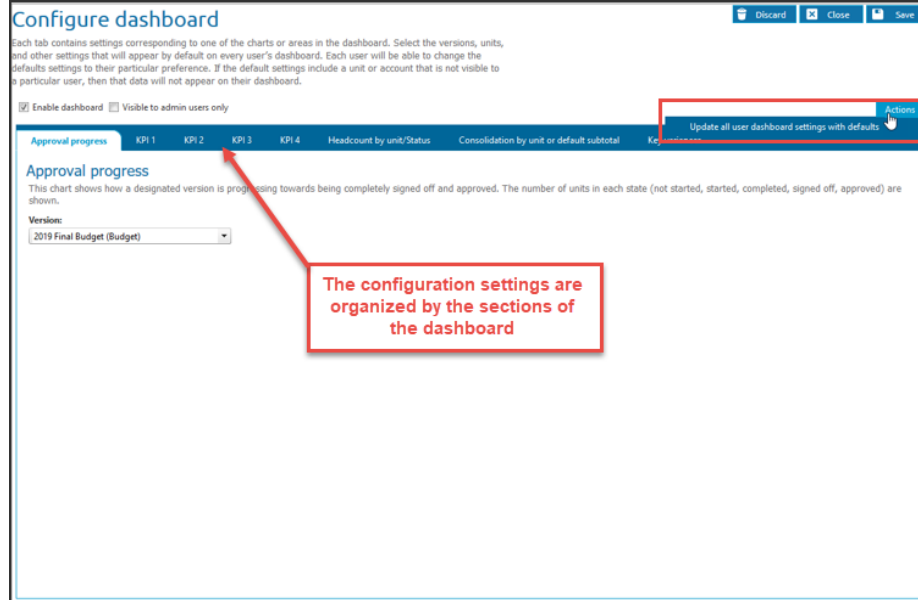


Dashboards can be configured in BudgetPak in just a few steps:

1. Enable the Dashboard - In order for anyone to see the Dashboard, it must first be enabled by a BudgetPak Administrator. Go to **Configure dashboard** on the Configuration page. Check the box to 'Enable dashboard'.
 - o BudgetPak administrators setting up the dashboard for the first time will want to explore different dashboard settings before letting users see the dashboard. For that, there is an option to make the dashboard **Visible to admin users only**. Only administrators will have the "Dashboard" menu link at the top of the screen. Users, who are not administrators, will not be able to go into or see the dashboard.



2. The configuration settings are organized by individual tabs for each section of the dashboard. The BudgetPak administrator can designate default settings for the dashboard that apply to all users across the company by using the option under Actions to "Update all dashboard settings with defaults."



To review detailed documentation on the usage and configuration of the dashboard, click [here](#).

XLerant Learning Series Webinars

We will be covering new features as well as providing refreshers on current features.

Our next webinar is scheduled for Thursday, January 17th
Topic: End User Budgeting - Beyond the 6 budget methods
[Register Now!](#)

Our last webinar covered [Highlights from our Latest Release](#). To watch recordings of some of the other webinars we have had in the past, please click [here](#).

For suggestions on what to cover in future webinars, please contact us at Services@XLerant.com.

Thinking Differently - 12 Holiday Ornaments



There are twelve holiday ornaments in a box and twelve people in the room. Each person takes one ornament. There is one ornament left in the box. How can this be?

[Give Up?](#)

Talk to Us

- Do you have a BudgetPak question?

- Is there a feature that you would love to see in an upcoming release?
- Do you need a training refresher or consulting help?
- Are you thinking about rolling out to more users?

Send an email to: Services@XLerant.com

XLerant, Inc | 203-883-4380 | services@xlerant.com |
www.xlerant.com



Copyright © 2017. All Rights Reserved.